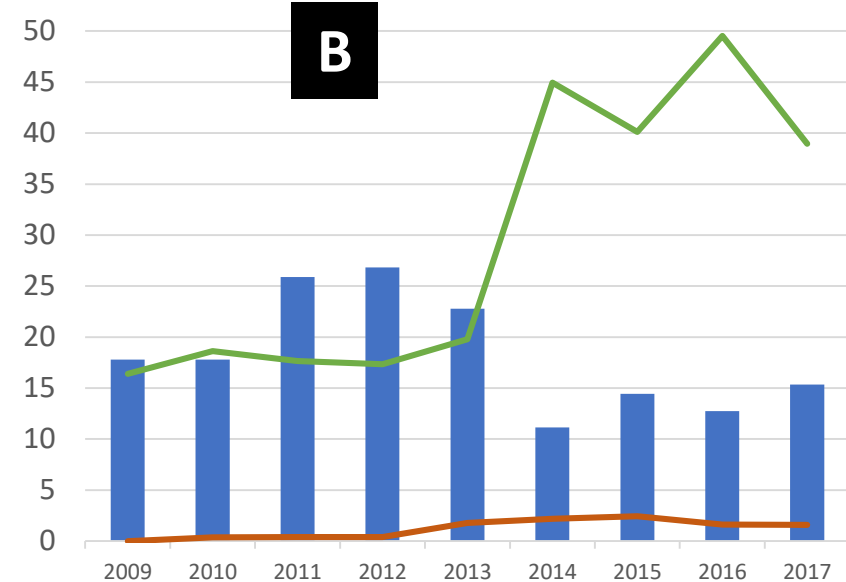
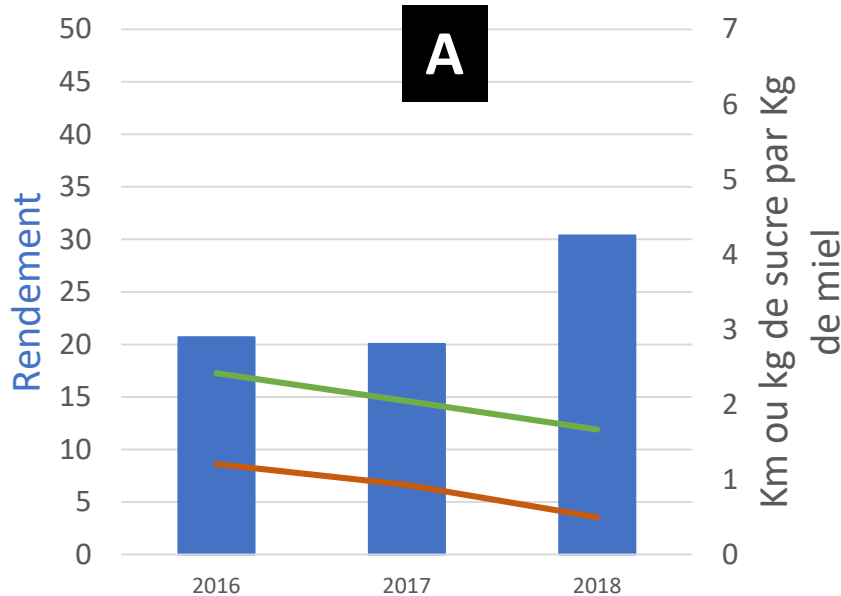


Moyennes 2016-2018

<b>Ruches</b>	<b>965</b>
<b>Rendement</b>	<b>24</b>
<b>MIEL</b>	<b>23 T</b>
<b>KM</b>	<b>45 000</b>
<b>Sucre</b>	<b>19 T</b>
<b>KM / Miel</b>	<b>2,0</b>
<b>KM / Ruche</b>	<b>47</b>
<b>Sucre / Miel</b>	<b>0,82</b>
<b>Sucre / Ruche</b>	<b>19,6</b>

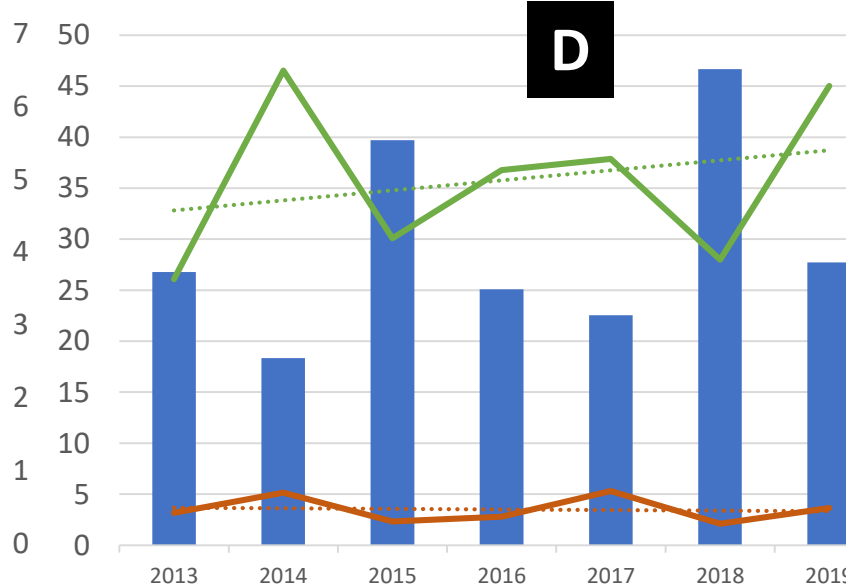
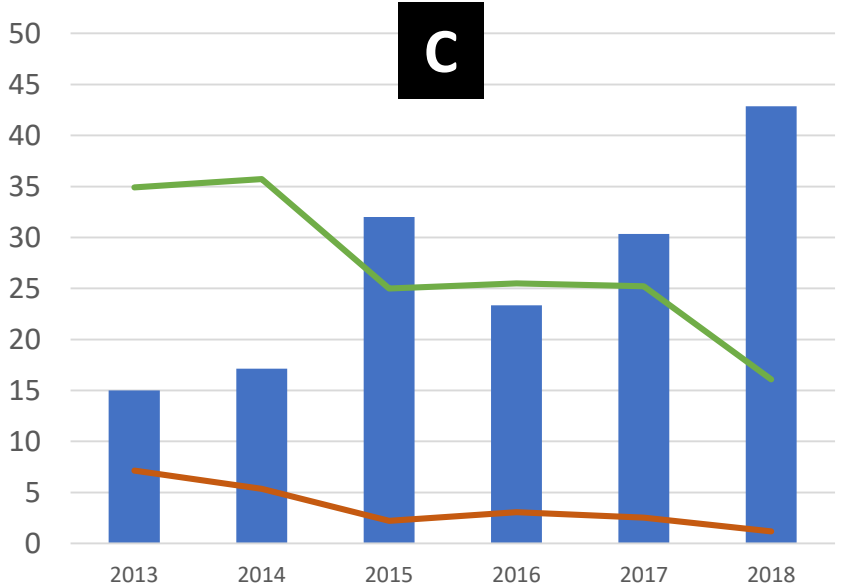


Moyennes 2009-2017

<b>Ruches</b>	<b>900</b>
<b>Rendement</b>	<b>18</b>
<b>MIEL</b>	<b>15 T</b>
<b>KM</b>	<b>60 000</b>
<b>Sucre (KG)</b>	<b>2,5 T</b>
<b>KM / Miel</b>	<b>4,1</b>
<b>KM / Ruche</b>	<b>67</b>
<b>Sucre / Miel</b>	<b>0,17</b>
<b>Sucre / Ruche</b>	<b>2,7</b>

Moyennes 2013-2018

<b>Ruches</b>	<b>293</b>
<b>Rendement</b>	<b>27</b>
<b>MIEL</b>	<b>8 T</b>
<b>KM</b>	<b>27 000</b>
<b>Sucre</b>	<b>3 T</b>
<b>KM / Miel</b>	<b>3,8</b>
<b>KM / Ruche</b>	<b>93</b>
<b>Sucre / Miel</b>	<b>0,50</b>
<b>Sucre / Ruche</b>	<b>11,0</b>



Moyennes 2013-2019

<b>Ruches</b>	<b>384</b>
<b>Rendement</b>	<b>30</b>
<b>MIEL</b>	<b>12,5 T</b>
<b>KM</b>	<b>60 500</b>
<b>Sucre (KG)</b>	<b>6 T</b>
<b>KM / Miel</b>	<b>5,0</b>
<b>KM / Ruche</b>	<b>160</b>
<b>Sucre / Miel</b>	<b>0,49</b>
<b>Sucre / Ruche</b>	<b>15,1</b>